



One Stop Building Solution

Scaffolding and Accessories




RINGLOCK SYSTEM

A photograph showing a complex scaffolding structure made of silver metal rings and cross-braces, used for construction work.

BEKISTING SYSTEM

A photograph of a scaffolding system with prominent red horizontal beams and vertical supports, used for formwork in construction.

MAIN FRAME SYSTEM

A photograph of a dense scaffolding structure with a complex network of red and silver metal tubes and cross-braces.

TUBULAR SYSTEM

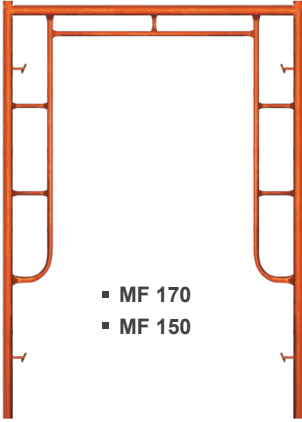
A close-up photograph of a tubular scaffolding joint, showing a silver metal tube connected to a gold-colored coupling nut.

KWIKSTAGE SYSTEM


A photograph of a Kwikstage scaffolding system, featuring a grid-like structure of silver metal tubes and cross-braces.

© Allright reserved MASA Building Solution

1 MAIN FRAME



- MF 170
- MF 150



- MF 190



2 JOINT PIN

- JP A 20

2

3 CROSS BRACE



- CB 220
- CB 210
- CB 190
- CB 185

3



5 ADJUSTABLE U-HEAD T-60

- M 30 ▪ M 32

5



4 ADJUSTABLE JACK BASE T-60

- M 30 ▪ M 32

4



8 CATWALK BORDES ▪ CW A1850

8

6 HORIZONTAL FRAME



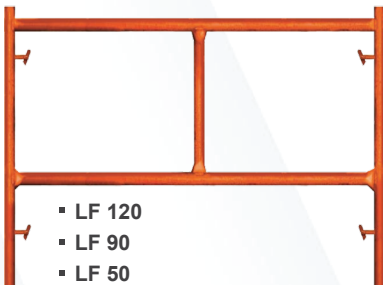
- HF 170

9 CATWALK

- CW A1850

9

7 LADDER FRAME



- LF 120
- LF 90
- LF 50

10

STAIR

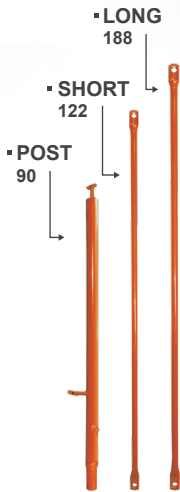
- ST 219
- ST 217



FRAME SYSTEM

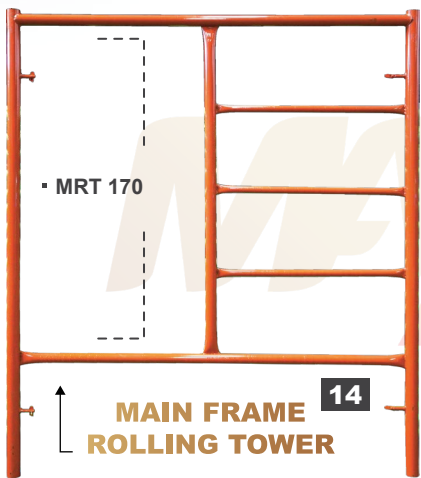

PIPE SUPPORT 11

MODEL	HEIGHT CLOSED	HEIGHT EXTENDED
TS - 50	1,550 MM	2,750 MM
TS - 60	1,850 MM	3,050 MM
TS - 70	2,150 MM	3,350 MM
TS - 90	2,700 MM	3,800 MM



12 GUARDRAIL

13 CANTILEVER



15 CASTER WHEEL POLYURETHANE

- 8 INCH
- 6 INCH



16 CASTER WHEEL NYLON

- 8 INCH
- 6 INCH



SCAFFOLDING

- Main Frame
- Ladder Frame
- Cross Brace
- Catwalk
- Stair
- U-Head
- Jack Base

1

**MAIN
FRAME**



- MF 170
- MF 150



- MF 190



**JOINT
PIN**

- JP A 20

2

CROSS BRACE




3

- CB 220
- CB 210
- CB 190
- CB 185

6

LADDER FRAME




- LF 120
- LF 90
- LF 50

5

CATWALK

- A 1850



4

**PIPE
SUPPORT**



- TS 50
- TS 70
- TS 60
- TS 90

7

**ADJUSTABLE
U-HEAD T-60**

- M 30
- M 32
- M 38



8

**ADJUSTABLE
BASE T-60**

- M 30
- M 32
- M 38



9

STAIR

- ST 219
- ST 217




TUBULAR SYSTEM

1
GALVANIZED METAL PLANK
 ■ 1 M ■ 3 M
 ■ 2 M ■ 4 M



2
GALVANIZED PIPE
 ■ 1,5" | 6M | 2,4 MM
 ■ 1,5" | 6M | 3,2 MM
 ■ 1,5" | 6M | 4,0 MM



3
FIX / SWIVEL BEAM CLAMP



4
GIRDER FIX / SWIVEL DROP FORGED COUPLER



5
FIX / SWIVEL 48 / 60 JIS



6
FIX / SWIVEL CLAMP



7
DROP FORGED FIX / SWIVEL COUPLER



8
ENGLAND FIX / SWIVEL PRESSED STEEL BS



9
LIMPET COUPLER BS



10
LADDER CLAMP



SLEEVE COUPLER



INNER JOINT PIN JIS



INNER JOINT PIN BS



PUTLOG COUPLER



BOARD RETAINING COUPLER



150 MM x 150 MM

BASE PLATE



RACHET 17 / 21 mm



SCAFFOLDING TAG



PIPE END CAP



■ 3 M ■ 4 M ■ 5 M ■ 6 M

ALUMINIUM LADDER



CASTER POLY MIDDLE 8"



CLAMP COVER BS



CLAMP COVER JIS

RINGLOCK SYSTEM




1 RINGLOCK STANDARD




2 RINGLOCK STAIR



3 RINGLOCK DIAGONAL BRACE



5 RINGLOCK LEDGER



4 RINGLOCK CATWALK



6 RING LEDGER HEAD



7 RINGLOCK WEDGE



8 RING SELF COLOR




9 DIAGONAL BRACE HEAD

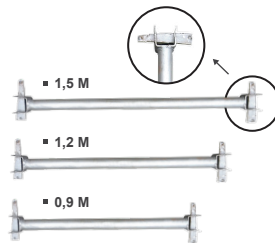
RINGLOCK

- Ringlock Standard
- Ringlock Ledger
- Ringlock Diagonal Brace
- Ringlock Catwalk
- Ringlock Stair

KWIKSTAGE SYSTEM



1 KWIKSTAGE STANDARD



2 KWIKSTAGE LEDGER



3 U-HEAD M38



4 JACK BASE M38



5 V-CLIP



6 CLAW SET



KWIKSTAGE

- Kwikstage Ledger
- Kwikstage Standard
- Jack Base M38
- U-Head M38

BEKISTING SYSTEM



WING NUT



TIE NUT



WATER STOPPER



PLASTIC CONE



STEEL CONE



SPRING CLIP




TENSIONER



FORM TIE M12



WAP



PUSH PULL


▪ 2,94 M
▪ 3,80 M



AV KICKER




BASE PLATE



BLACK HOLLOW

▪ 6 M




GALVANIZED HOLLOW

▪ 4 M ▪ 6 M



MURR & BOLT



WASHER



TIE ROD M16

▪ 1 M ▪ 2 M ▪ 3 M ▪ 4 M ▪ 5 M ▪ 6 M



ANGLE BEAM


PUSH PULL PROP

- Wap
- Push Pull
- Av Kicker
- Base Plate
- Murr & Bolt



- 0,75 M
- 1,2 M

SURI-SURI SABUK KOLOM



50 x 50 x 2 MM


- 1 M
- 2 M
- 3 M
- 4 M
- 6 M

HOLLOW



- 1,5 M
- 2 M

SURI-SURI / BEAM RILL



40 x 40 x 4 MM


- 1,2 M
- 2,4 M

BRACING SIKU FOR BEAM



- 350 MM
- 500 MM

KAWEL



80 x 45 x 3 MM

- 2 M
- 3 M
- 4 M
- 6 M

UNP (KOLOM / GLAGAR / ENKELAN)



▪ **TIPE A**
28 x 21 x 23




▪ **TIPE B**
48 x 38 x 45



▪ **TIPE C**
62 x 58 x 73

BEAM CLAMP



BEKISTING CLIMBING




◀ **BEKISTING BALOK**

- Hollow
- Kawel
- Unp
- Wingnut
- Beam Clamp
- Panel

MASA BUILDING SOLUTION memberikan solusi tepat dan cepat dalam pelayanannya, yang berorientasi pada kecepatan pengiriman -one day service- dan ketersediaan barang demi terciptanya kepuasan pelanggan.

Perancah **MASA BUILDING SOLUTION** telah disesuaikan dengan standar keamanan yang telah teruji dan bersertifikat, sehingga pengguna tidak perlu khawatir terhadap keamanan untuk keselamatan kerjanya.



▲ **BEKISTING KOLOM**

- Suri-suri Sabuk Kolom
- Panel
- Tie Road
- Push Pull Prop
- Wingnut
- Murr & Bolt



One Stop Building Solution



One Stop Building Solution

About Us

MASA BUILDING SOLUTION Salah satu perusahaan yang bergerak di bidang jual dan sewa scaffolding beserta aksesoris dan alat perancah konstruksi lainnya yang mampu menyediakan berbagai kebutuhan proyek pembangunan Anda dengan lengkap dan berkualitas.

OFFICE

WISATA BUKIT MAS II block RF 6-7,
Surabaya, East Java - Indonesia

WAREHOUSE

RAYA MENGANTI 998, Lidah Kulon,
Surabaya, East Java - Indonesia



0811-3655-800



MASA



masa.sukses



Masa Building Solution



masa.scaffolding



masabuildingsolution@masagroup.co.id



**SCAN QR CODE
FOR MORE INFORMATION**